

Earth® Luxe Two-Handle Bathroom Faucet


N-2HSA-LF12-CH-50-US
 N-2HSA-LF12-BN-50-US
 N-2HSA-LF12-MB-50-US

OVERVIEW

Niagara Conservation's Earth Luxe Two-Handle Bathroom Faucet offers a versatile design to match any decor, as well as effortless installation, quality components, and WaterSense certification for performance-driven savings. This elegant faucet features ceramic washers and metal levers for smooth, drip-free water control. Enjoy speedy installations and tool-free mounting with the unit's quick connects and included braided nylon supply lines. The Earth Luxe Two-Handle Bathroom Faucet is the easy choice for quality and performance while saving up to 45% more water (and the energy used to heat it) than standard bathroom faucets.

FEATURES

- **Save 45% More Water Without Sacrificing Performance***
 WaterSense-certified to comfortably and conveniently reduce water and energy use.
- **Quick and Easy Installation** Tool-free quick connects and included supply lines make for faster faucet mounting.
- **Smooth and Precise Water Controls** Generously sized metal levers and durable ceramic discs for silky, drip-free operation.
- **Long-Lasting Drain Assembly** Hybrid pop-up drain with metal components ensure sink basin remains watertight.
- **Limited Lifetime Warranty** Free repair or replacement of manufacturing defects for product's lifespan (restrictions apply).



SPECIFICATIONS

MODEL #	DESCRIPTION	BODY TYPE	FINISH
N-2HSA-LF12-CH-50-US	Bathroom Faucet	Two-Handle	Chrome
N-2HSA-LF12-BN-50-US	Bathroom Faucet	Two-Handle	Brushed Nickel
N-2HSA-LF12-MB-50-US	Bathroom Faucet	Two-Handle	Matte Black

*Niagara Conservation flow rate (1.2 GPM) vs. federal standard maximum flow rate (2.2 GPM) for lavatory faucets



Certified by IAPMO R&T
 Certified to ASME A112.18.1 / CSA B125.1



1701 Charleston Regional Parkway, Suite A
 Charleston, SC 29492
 (843) 971-1414
 www.amconservation.com

Earth® Luxe Two-Handle Bathroom Faucet

N-2HSA-LF12-CH-50-US
 N-2HSA-LF12-BN-50-US
 N-2HSA-LF12-MB-50-US

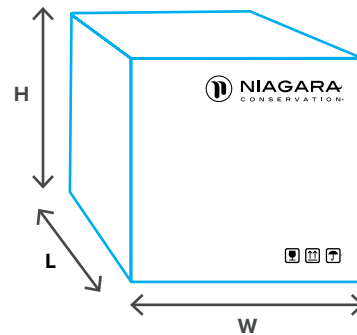
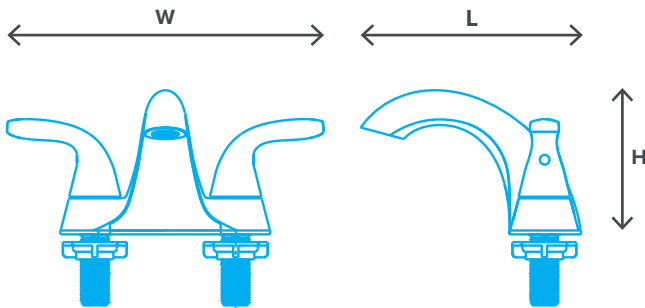


Quality And Style Meets Efficiency™

SPECIFICATIONS

MODEL #	INSTALLATION	FLOW RATE	SUPPLY LINES INCLUDED	CARTRIDGE TYPE	TOOL-FREE QUICK CONNECT INCLUDED
N-2HSA-LF12-CH-50-US	4" center set for 3-hole installation	1.2 GPM*	Yes, 30" braided nylon	Ceramic	Yes
N-2HSA-LF12-BN-50-US	4" center set for 3-hole installation	1.2 GPM*	Yes, 30" braided nylon	Ceramic	Yes
N-2HSA-LF12-MB-50-US	4" center set for 3-hole installation	1.2 GPM*	Yes, 30" braided nylon	Ceramic	Yes

*Max Flow Rate: 1.2 gpm @ 60psi, 4.5 L/min @414 kPa



PRODUCT

MODEL #	L	W	H
N-2HSA-LF12-CH-50-US	6.3"	9.0"	4.1"
N-2HSA-LF12-BN-50-US	6.3"	9.0"	4.1"
N-2HSA-LF12-MB-50-US	6.3"	9.0"	4.1"

CASE

MODEL #	L	W	H	CASE QTY.	GROSS WT.
N-2HSA-LF12-CH-50-US	19.6"	10.6"	10.9"	6	18.5 lbs
N-2HSA-LF12-BN-50-US	19.6"	10.6"	10.9"	6	18.5 lbs
N-2HSA-LF12-MB-50-US	19.6"	10.6"	10.9"	6	18.5 lbs

LIMITED LIFETIME WARRANTY



AM Conservation warrants that this product is free from defects in material and workmanship for the lifetime of the product from the date of the first purchase or the original distribution of the product under an energy conservation program, subject to the proper installation and/or use of the product. For full standard limited product warranty, please visit amconservation.com/warranties.

For warranty claims, please contact:
customercare@amconservation.com

To learn more, please visit:
www.amconservation.com

